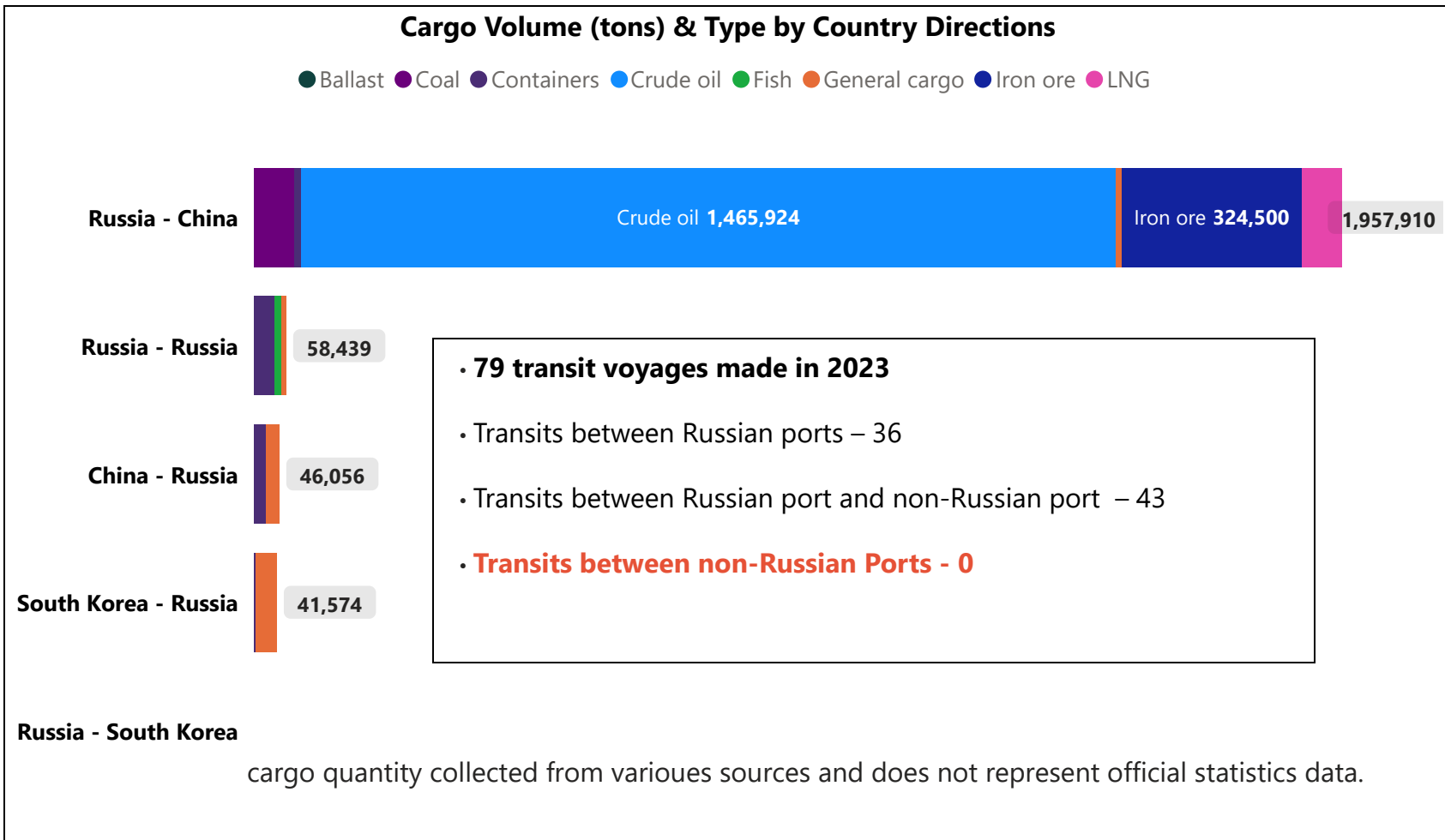
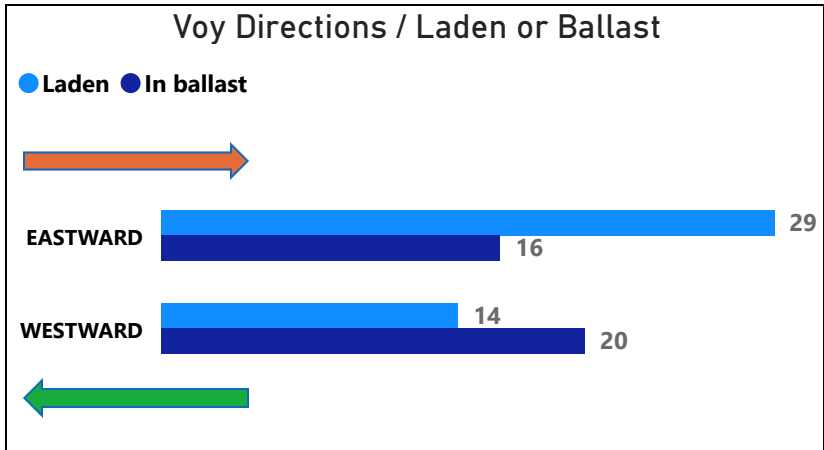
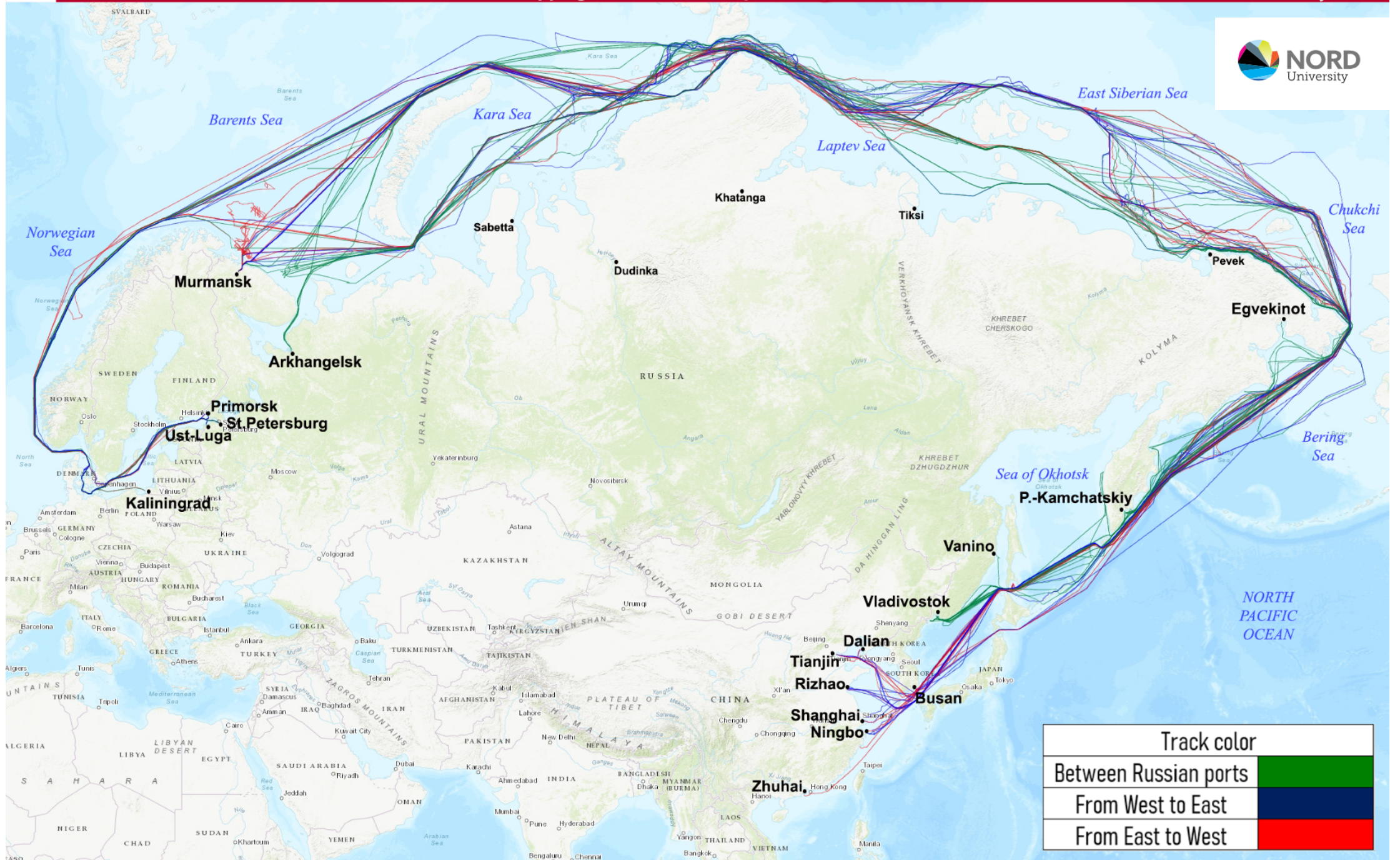


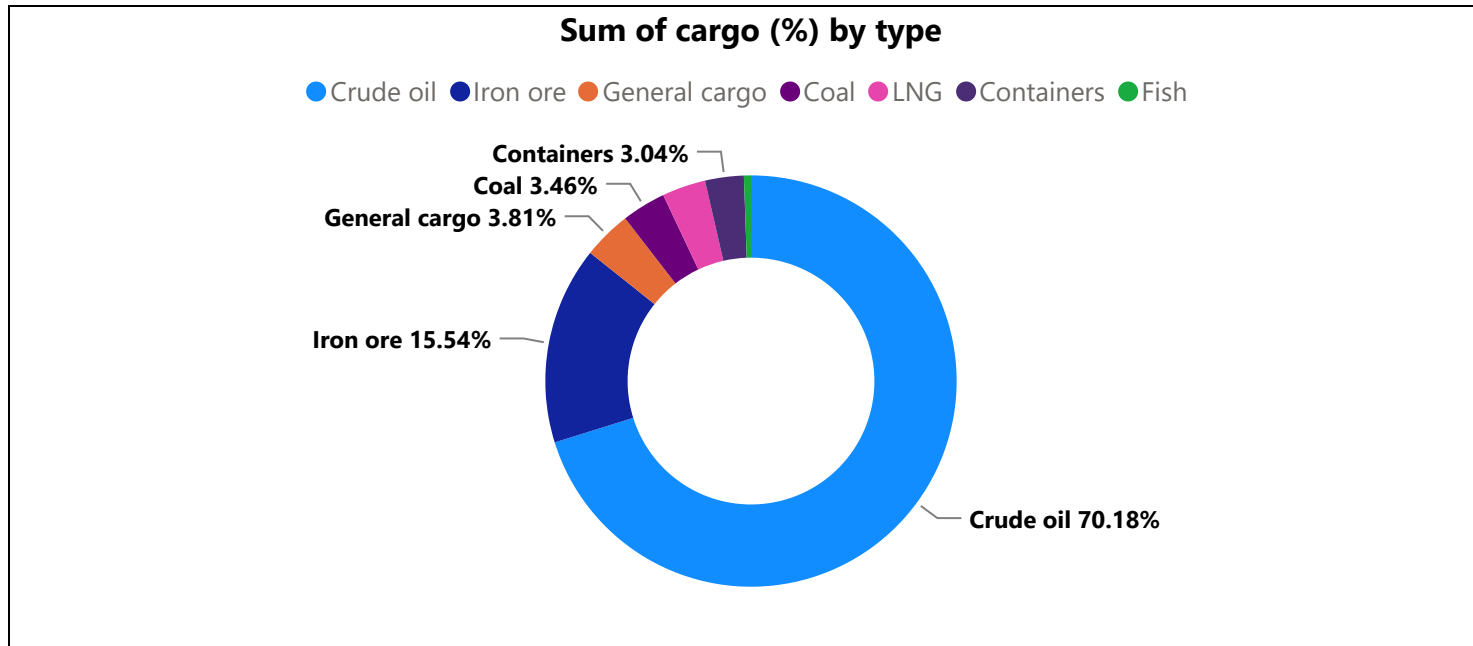
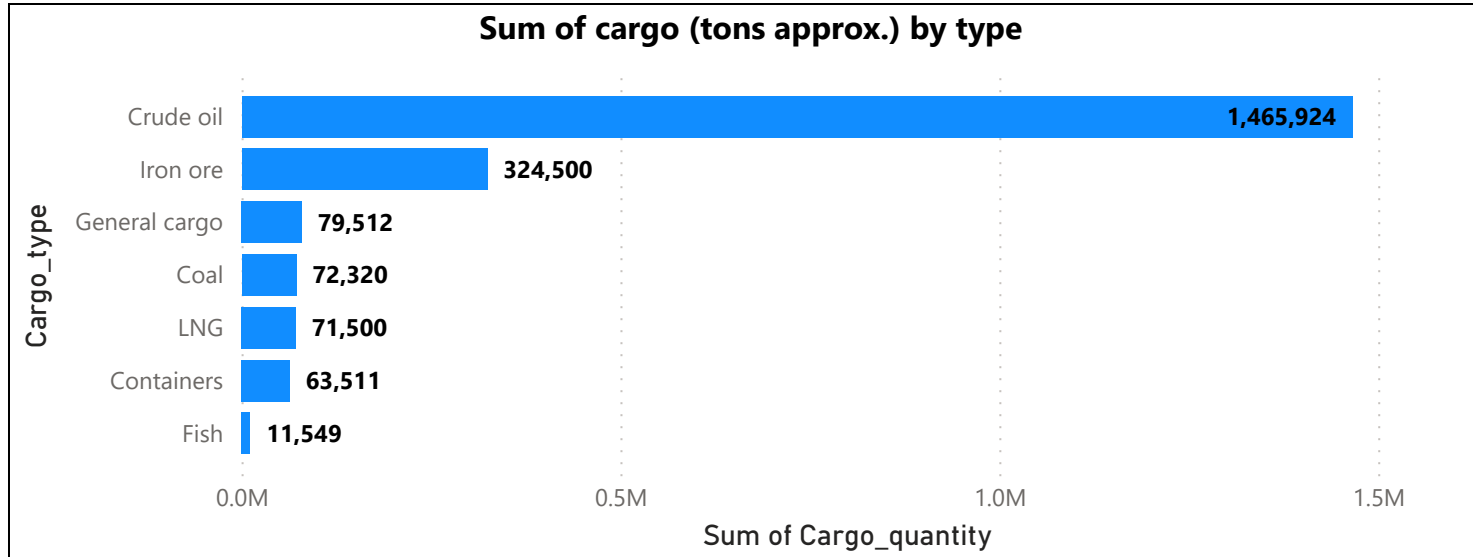
Total No transit voyages
79

Transit Cargo Approx (tons)
2,104,201



West or East 2	voy N	vsl N	Cargo	%
EASTWARD	45	40	1,989,317	94.54%
Crude oil	14	12	1,465,924	69.67%
Iron ore	2	2	324,500	15.42%
Coal	1	1	72,320	3.44%
LNG	1	1	71,500	3.40%
Containers	4	3	35,098	1.67%
General cargo	3	3	19,181	0.91%
Fish	5	5	793	0.04%
Ballast	15	14	0	0.00%
WESTWARD	34	30	114,884	5.46%
General cargo	5	4	60,331	2.87%
Containers	6	5	43,575	2.07%
Fish	3	3	10,978	0.52%
Ballast	20	19	0	0.00%
Total	79	50	2,104,201	100.00%

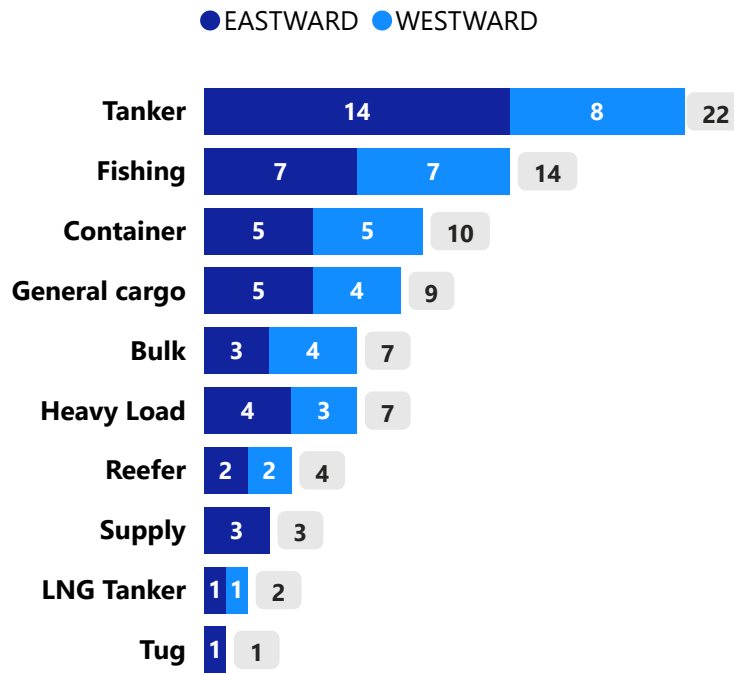




Country direction	voy N	vsl N	Cargo	%
Russia - China	23	20	1,957,910	93.05%
Crude oil	14	12	1,465,924	69.67%
Iron ore	2	2	324,500	15.42%
Coal	1	1	72,320	3.44%
LNG	1	1	71,500	3.40%
Containers	1	1	13,171	0.63%
General cargo	1	1	10,494	0.50%
Ballast	3	3	0	0.00%
Russia - Russia	36	25	58,661	2.79%
Containers	6	3	38,203	1.82%
Fish	8	8	11,771	0.56%
General cargo	2	2	8,687	0.41%
Ballast	20	20	0	0.00%
China - Russia	12	12	46,056	2.19%
General cargo	2	2	23,249	1.10%
Containers	2	2	22,807	1.08%
Ballast	8	8	0	0.00%
South Korea - Russia	5	4	41,574	1.98%
General cargo	3	2	37,082	1.76%
Containers	1	1	4,492	0.21%
Ballast	1	1	0	0.00%
Russia - South Korea	3	3	0	0.00%
Ballast	3	3	0	0.00%
Total	79	50	2,104,201	100.00%

Vessels Types and Age

Voy N by Type

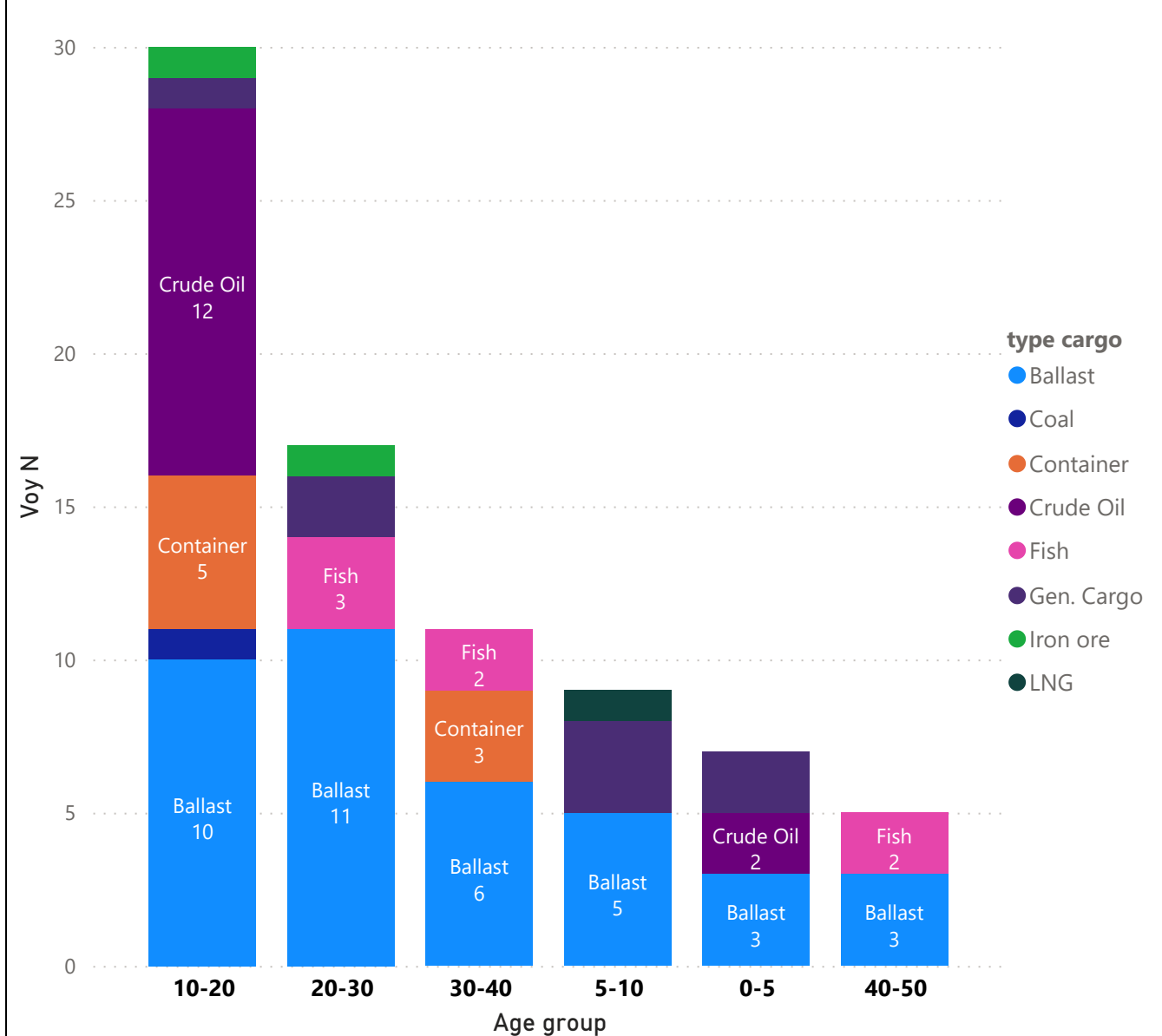


- Most of the transit voyages were made by tankers and fishing vessels.
- Other types had almost equal number of transits.
- Not common voyages via all the Route were made by LNG carrier – *Velikiy Novgorod*. The ship transported 71 500 t of LNG from FSU Portovyy, located on the north-eastern coast of the Gulf of Finland, to Caofeidian LNG terminal (China). The carrier shipped back in ballast also along the NSR.

Age group **Voy N**

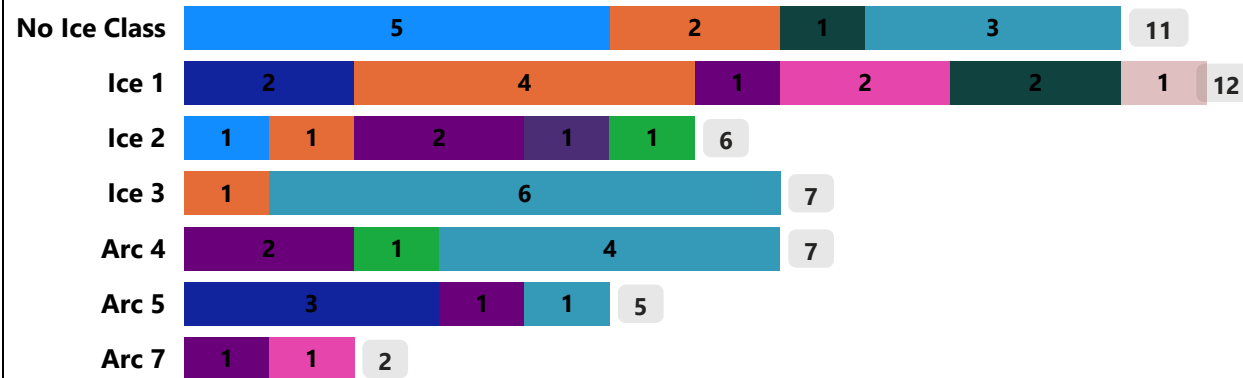
Age group	Voy N
10-20	30
Tanker	18
Container	5
General cargo	4
Bulk	2
Supply	1
20-30	17
Fishing	6
Bulk	5
Reefer	2
Container	1
General cargo	1
Supply	1
Tanker	1
30-40	11
Container	4
Fishing	2
General cargo	2
Reefer	2
Tug	1
5-10	9
Heavy Load	4
General cargo	2
LNG Tanker	2
Supply	1
0-5	7
Heavy Load	3
Fishing	2
Tanker	2
40-50	5
Fishing	4
Tanker	1
Total	79

Voyage N by Age Group

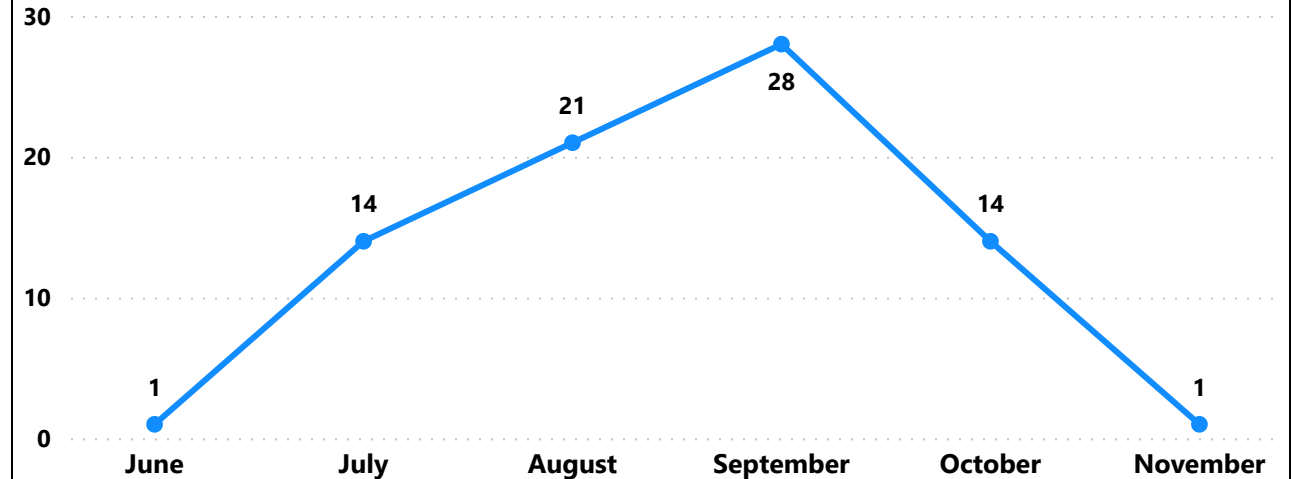


No Voy by Ice Class

VesselType ● Bulk ● Container ● Fishing ● General cargo ● Heavy Load ● LNG Tanker ● Reefer ▶



No Voy by Month

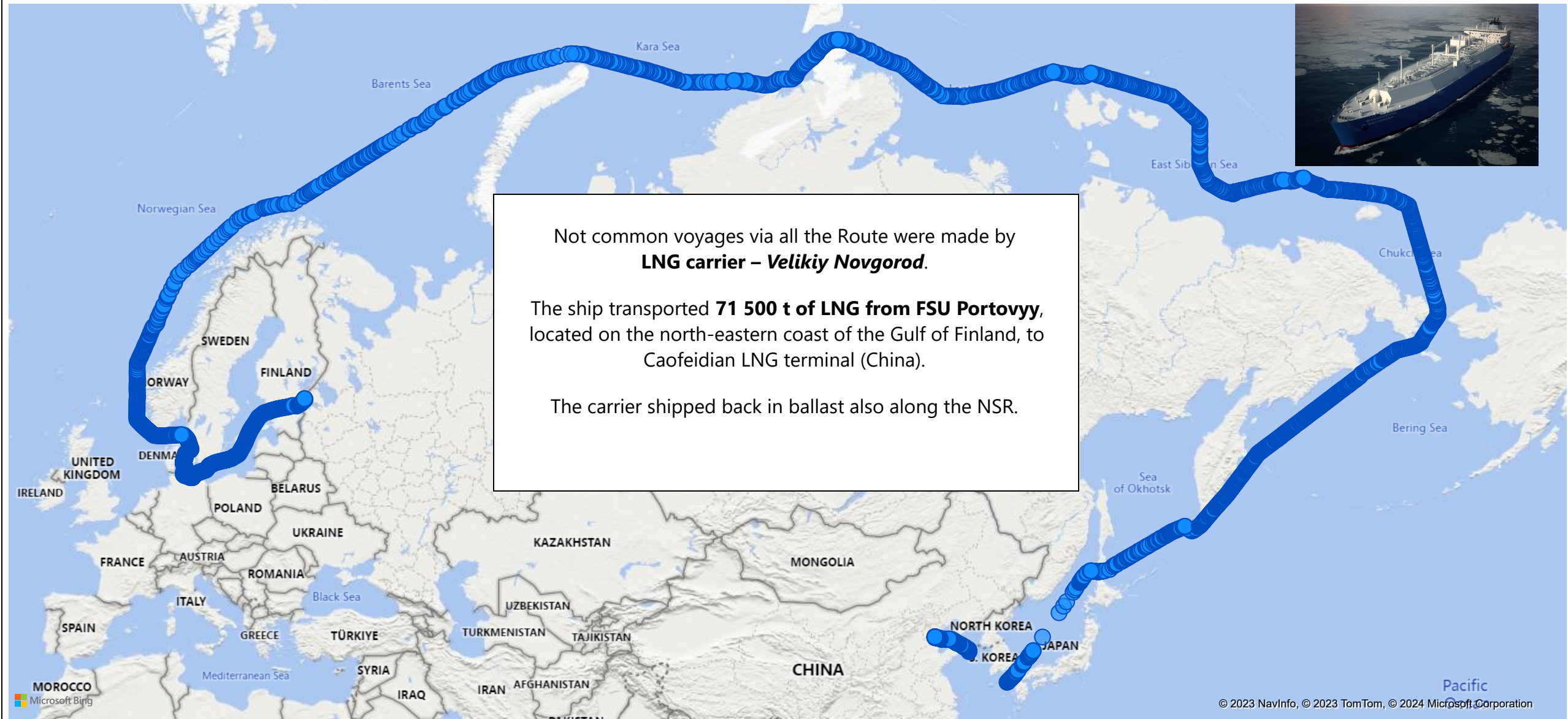


Ice Class	June	July	August	September	October	November	Total
Ice 1		5	3	7	2		17
No Ice Class			3	8	3		14
Arc 5		4	2	2	4	1	13
Ice 3		2	3	4	2		11
Arc 4		1	5	3			9
Ice 2		1	3	2	3		9
Arc 7	1	1	2	2			6
Total	1	14	21	28	14	1	79

The transit traffic in 2023 started in June, the first vessel entered the NSR on 13th of June. It was heavy load carrier *Pugnax* (Arc 7 ice class) that departed from Busan to the Murmansk port with module for the Arctic LNG-2 project. The vessel crossed the NSR in 17,6 days with the assistance of nuclear icebreaker *Ural*.


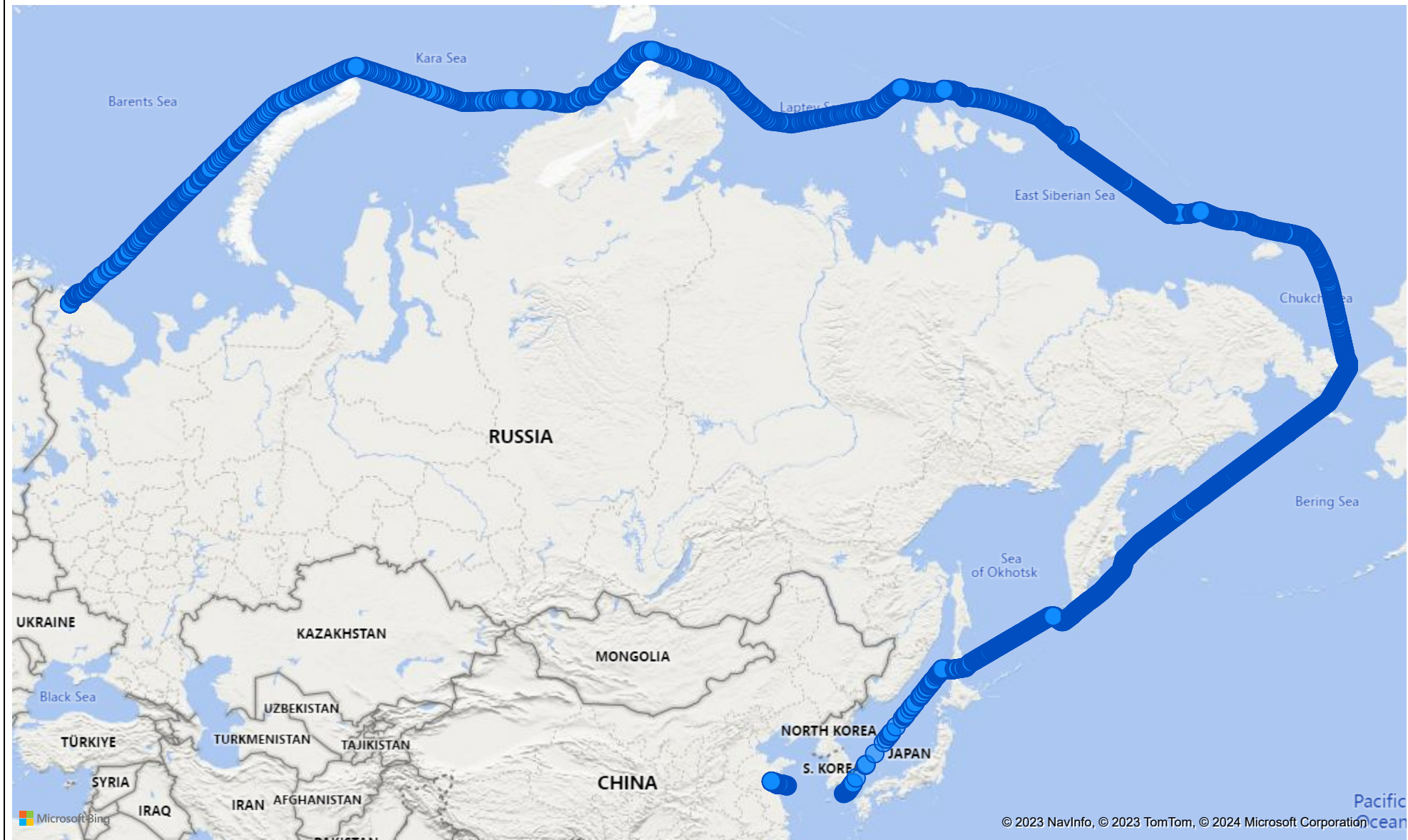
The bulk of transits in period from June to October were made by ships of low ice class or even without ice strengthening.

LNG carrier – Velikiy Novgorod.



The bulk carrier **Gingo** became the first conventional (no ice class vessel) **Capesize bulk carrier** to sail along the NSR. The bulker took on board **164 500 tons of iron-ore** concentrate in Murmansk, this was the largest single shipment of cargo transported along the NSR. The icebreakers *Sibir* and *Taimyr* escorted the carrier in the Kara and East Siberian Seas. The NSR was crossed in 13,6 days.

bulk carrier Gingo



voy N	VesselName	Flag	LOA	DWT	Voyage Direction	Arrival Country	IceClass	OwnerOrOperator	Date Entry NSR	Days at NSR	Cargo (mt)
1	NS Bravo	Liberia	274.00	156,694	Murmansk - Rizhao	China	No Ice Class	NS Bravo Shipping	07-Sep-23	8.00	140,304
1	Leonid Loza	Liberia	274.00	156,630	Murmansk - Ningbo	China	No Ice Class	NS Breeze	13-Sep-23	8.30	140,000
1	SCF Samotlor	Liberia	274.00	158,070	Murmansk - Rizhao	China	No Ice Class	Chamber Marine	01-Oct-23	8.20	140,000
1	SCF Baltica	Liberia	250.00	117,153	Murmansk - Tianjin	China	Arc 5	Ashbourne Navigation	02-Aug-23	14.20	110,000
1	Moskovsky Prospect	Liberia	250.00	113,867	Murmansk - Shenzhen	China	Ice 3	Sumerton Shipholding	04-Sep-23	8.20	100,000
1	Primorsky Prospect	Liberia	250.00	113,860	Ust-Luga - Dalian	China	Ice 3	Shardlow Maritime	23-Jul-23	24.00	100,000
1	SCF Baltica	Liberia	250.00	117,153	Murmansk - Ningbo	China	Arc 5	Ashbourne Navigation	08-Oct-23	8.20	100,000
1	Vernadsky Prospect	Liberia	250.00	113,310	Primorsk - Rizhao	China	Ice 3	Irma Corporation	12-Sep-23	7.90	99,999
1	NS Arctic	Liberia	250.00	111,107	Primorsk - Rizhao	China	Ice 3	Ns Arctic Shipping	24-Jul-23	22.40	99,984
1	Hammurabi	Panama	251.00	113,553	Primorsk - Dalian	China	Arc 4	EREN SHIPPING	19-Aug-23	9.90	99,979
1	NS Arctic	Liberia	250.00	111,107	Primorsk - Tianjin	China	Ice 3	Ns Arctic Shipping	17-Oct-23	12.70	99,968
1	Olimpiyskiy Prospect	Liberia	250.00	113,905	Primorsk - Tianjin	China	Ice 3	Erdington Navigation	25-Aug-23	8.90	99,847
1	Korolev Prospect	Liberia	250.00	113,232	Murmansk - Zhoushan	China	Ice 3	Kismet Ventures	10-Aug-23	13.30	99,844
1	SCF Irtysh	Liberia	183.00	49,900	Ust-Luga - Zhoushan	China	Arc 4	Skyler	18-Aug-23	9.50	36,000

14

1,465,924

Main cargo in NSR transit voyages in 2023 was crude oil from Russia to China.

1st tanker entered NSR on 23rd July and last one left NSR on 29th October

3 month time period - 14 Voyages - 1,46 mln mt approx.

Every tanker made only 1 transit voyage in this season.


Month	Arc 4	Arc 5	Ice 3	No Ice Class	Total
July			2		2
August	2	1	2		5
September			2	2	4
October		1	1	1	3
Total	2	2	7	3	14

voy N	VesselName	Flag	LOA	DWT	VoyageDirection	Cabotage or Int	IceClass	Date Entry NSR	Days at NSR	Cargo_type	Cargo (mt)
1	Polar Lady	Barbados	225.00	74,815	Ust-Luga - Caofeidian	International	Ice 2	02-Oct-23	8.00	Coal	72,320
1	Alsey	Russia	66.00	991	Barents Sea - Zarubino	Russian Cabotage	No Ice Class	11-Sep-23	8.80	Fish	106
1	Arctic	Russia	84.00	3,605	Barents Sea - Zarubino	Russian Cabotage	No Ice Class	01-Sep-23	8.50	Fish	178
1	Atlantic	Russia	82.00	3,750	Barents Sea - Zarubino	Russian Cabotage	Ice 1	19-Sep-23	7.40	Fish	220
1	Bering (2)	Russia	82.00	3,912	Barents Sea - Zarubino	Russian Cabotage	Ice 1	24-Sep-23	6.70	Fish	222
1	Crown Garnet	Bahamas	152.00	10,332	P. Kamchatskiy - St. Petersburg	Russian Cabotage	Ice 2	28-Sep-23	6.50	Fish	7,724
1	Jupiter	Russia	68.00	1,251	Barents Sea - Zarubino	Russian Cabotage	Ice 1	13-Sep-23	8.60	Fish	95
1	Olafsson	Russia	71.00	1,552	Barents Sea - Zarubino	Russian Cabotage	Ice 1	04-Sep-23	7.50	Fish	149
1	Simfoniya	Russia	103.00	3,750	Bolshoy Kamen - Arkhangelsk	Russian Cabotage	Arc 4	18-Aug-23	13.20	Fish	3,077
1	Arktika-1	Russia	135.00	9,150	Arkhangelsk - P. Kamchatskiy	Russian Cabotage	Arc 5	03-Oct-23	8.10	General cargo	6,687
1	Arktika-2	Russia	134.00	9,150	Arkhangelsk - Elga	Russian Cabotage	Arc 5	19-Jul-23	17.60	General cargo	2,000
1	Audax	Curacao	206.00	28,899	Busan - Murmansk	International	Arc 7	05-Aug-23	9.80	General cargo	17,285
1	Fan Zhou 10	China	240.00	62,074	Zhoushan - Murmansk	International	Ice 1	29-Aug-23	11.60	General cargo	20,804
1	Nan Feng Zhi Xing	Panama	160.00	25,119	Murmansk - Zhoushan	International	Ice 1	29-Aug-23	10.70	General cargo	10,494
1	Pugnax	Liberia	206.00	28,816	Busan - Murmansk	International	Arc 7	13-Jun-23	17.60	General cargo	11,749
1	Pugnax	Liberia	206.00	28,816	Busan - Murmansk	International	Arc 7	07-Sep-23	9.80	General cargo	8,048
1	Ruslana	Russia	120.00	7,750	Shanghai - Murmansk	International	Arc 4	21-Sep-23	12.90	General cargo	2,445
1	Gingo	Liberia	289.00	169,159	Murmansk - Rizhao	International	No Ice Class	20-Aug-23	13.60	Iron ore	164,500
1	MV Platos	Panama	289.00	171,320	Murmansk - Dalian	International	No Ice Class	01-Oct-23	10.70	Iron ore	160,000
1	Velikiy Novgorod	Liberia	300.00	93,486	Portovaya - Caofeidian	International	Ice 2	22-Aug-23	10.30	LNG	71,500
20											559,603

Iron ore - 2 voy - 324,500 mt; General cargo - 8 voy - 79,512 mt; Coal - 1 voy, 71,500 mt; Fish - 7 voy - 11,381 mt

NSR Transits in 2023 / Containers

voy N	VesselName	Flag	LOA	DWT	VoyageDirection	Cabotage or Int	IceClass	Date Entry NSR	Days at NSR	Cargo_type	Cargo (mt)	West or East
1	Xin Xin Hai 1	China	166.00	29,011	Arkhangelsk - Vanino	Russian Cabotage	Ice 2	07-Oct-23	13.40	Containers	14,549	EASTWARD
1	Xin Xin Tian 1	Hong Kong	222.00	37,786	Tianjin - St. Petersburg	International	Ice 1	18-Aug-23	13.70	Containers	13,933	WESTWARD
1	Newnew Polar Bear	Hong Kong	169.00	15,952	Arkhangelsk - Tianjin	International	Arc 5	26-Oct-23	18.50	Containers	13,171	EASTWARD
1	Xin Xin Shan	China	182.00	23,730	Tianjin - Kaliningrad	International	Ice 1	25-Sep-23	12.10	Containers	8,874	WESTWARD
1	Newnew Polar Bear	Hong Kong	169.00	15,952	P. Kamchatskiy - Kaliningrad	Russian Cabotage	Arc 5	18-Sep-23	7.10	Containers	7,528	WESTWARD
1	Sevmorput	Russia	260.00	33,240	P. Kamchatskiy - Murmansk	Russian Cabotage	Arc 5	02-Aug-23	9.30	Containers	6,289	WESTWARD
1	Sevmorput	Russia	260.00	33,240	St. Petersburg - Vostochnyy	Russian Cabotage	Arc 5	02-Jul-23	9.00	Containers	4,765	EASTWARD
1	Xin Xin Hai 1	China	166.00	29,011	Busan - St. Petersburg	International	Ice 2	18-Aug-23	15.00	Containers	4,492	WESTWARD
1	Sevmorput	Russia	260.00	33,240	St. Petersburg - Vostochnyy	Russian Cabotage	Arc 5	20-Oct-23	6.60	Containers	2,614	EASTWARD
1	Sevmorput	Russia	260.00	33,240	P. Kamchatskiy - St. Petersburg	Russian Cabotage	Arc 5	18-Nov-23	8.80	Containers	2,460	WESTWARD
10											78,673	



NSR Transits in 2023 / Containers

voy N	VesselName	Flag	LOA	DWT	VoyageDirection	Cabotage or Int	IceClass	Date Entry NSR	Days at NSR
1	Gingo	Liberia	289.00	169,159	Dalian - Murmansk	International	No Ice Class	05-Oct-23	8.30
1	SCF Baltica	Liberia	250.00	117,153	Vostochnyy - Murmansk	Russian Cabotage	Arc 5	14-Jul-23	11.00
1	SCF Baltica	Liberia	250.00	117,153	Tianjin - Murmansk	International	Arc 5	13-Sep-23	12.40
1	Olimpiyskiy Prospect	Liberia	250.00	113,905	Vostochnyy - Primorsk	Russian Cabotage	Ice 3	04-Oct-23	7.30
1	Primorsky Prospect	Liberia	250.00	113,860	Nakhodka - Ust-Luga	Russian Cabotage	Ice 3	18-Sep-23	7.90
1	Hammurabi	Panama	251.00	113,553	Dalian - Ust-Luga	International	Arc 4	26-Sep-23	8.60
1	NS Arctic	Liberia	250.00	111,107	Rizhao - Primorsk	International	Ice 3	13-Sep-23	8.60
1	Velikiy Novgorod	Liberia	300.00	93,486	Caofeidian - Portovaya	International	Ice 2	26-Sep-23	8.40
1	Tang Land	Panama	225.00	75,928	Boryeong - Murmansk	International	No Ice Class	11-Sep-23	8.50
1	King Lan	Panama	225.00	73,931	Zhuhai - Murmansk	International	No Ice Class	12-Sep-23	8.90
1	Hong Run	Panama	225.00	73,705	Yuhuan - Murmansk	International	No Ice Class	03-Sep-23	10.10
1	Fan Zhou 10	China	240.00	62,074	Murmansk - Zhoushan	International	Ice 1	03-Oct-23	8.50
1	Audax	Curacao	206.00	28,899	Murmansk - Busan	International	Arc 7	24-Aug-23	10.30
1	Pugnax	Liberia	206.00	28,816	Murmansk - Qidong	International	Arc 7	08-Jul-23	8.40
1	Pugnax	Liberia	206.00	28,816	Murmansk - Busan	International	Arc 7	25-Sep-23	10.00
1	Danila Bagrov	Liberia	166.00	28,309	Shanghai - Murmansk	International	Ice 2	05-Oct-23	9.20
1	Newnew Polar Bear	Hong Kong	169.00	15,952	St. Petersburg - Shanghai	International	Arc 5	18-Jul-23	14.00
1	Aram Khachaturian	Russia	120.00	14,559	Provideniya - Arkhangelsk	Russian Cabotage	Arc 4	09-Aug-23	14.40
1	Chukotka+	Russia	141.00	11,548	Egvekinot - Arkhangelsk	Russian Cabotage	Arc 4	10-Jul-23	12.80
1	Crown Garnet	Bahamas	152.00	10,332	St. Petersburg - P. Kamchatskiy	Russian Cabotage	Ice 2	25-Aug-23	7.10
1	Mekhanik Sizov	Russia	108.00	5,900	St. Petersburg - Vladivostok	Russian Cabotage	Ice 3	24-Aug-23	7.40
1	Bering (2)	Russia	82.00	3,912	Nakhodka - Barents Sea	Russian Cabotage	Ice 1	29-Jul-23	13.80
1	Atlantic	Russia	82.00	3,750	Nakhodka - Barents Sea	Russian Cabotage	Ice 1	25-Jul-23	17.20